

MONTH ENDING APRIL 2025						
TYPE OF CONSTRUCTION	PERMITS ISSUED	MONTH END VALUE	MONTH END RES. UNITS	YTD RES. UNITS	YTD PERMITS	YTD VALUE
RESIDENTIAL:						
New	1	\$400,000	1	7	7	\$4,026,000
Additions and Renovations	5	\$637,000			13	\$1,043,500
Secondary Suite/ New ARU/ADU's				1	1	\$130,000
New Multi-Unit Residential						
Multi-Unit Residential - Additions and Renovations						
Seasonal Mobile Homes						
Garages, Carports, Sheds					2	\$270,000
Swimming Pool Fences						
Decks	2	\$39,710			2	\$39,710
COMMERCIAL:						
New					1	\$20,372
Additions/Renovations/Apartment Creation	1	\$400,000			3	\$770,000
Accessory						
INSTITUTIONAL:						
New						
Accessory						
Additions and Renovations						
INDUSTRIAL						
New						
Additions and Renovations	1	\$325,000			1	\$325,000
AGRICULTURAL						
New					1	\$550,000
Additions and Renovations						
Accessory						
MUNICIPAL						
New						
Additions and Renovations					1	\$150,000
MISCELLANEOUS						
Signs/Tents/Stages	4	\$205,500			6	\$209,500
Wood Burning Stove						
Change of Use						
Wind Turbines						
Demolitions/Moving/Transfers	1	\$25,000			4	\$47,499
Sewage Systems	3	\$31,500			4	\$46,500
Plumbing (stand alone)	1	\$25,000			2	\$30,000
Permit Value Increases						
TOTALS	19	\$2,088,710	1	8	48	\$7,658,081

MONTH ENDING APRIL 2024					
PERMITS ISSUED	MONTH END VALUE	MONTH END RES. UNITS	YTD RES. UNITS	YTD PERMITS	YTD VALUE
4	\$2,250,000	4	8	8	\$4,150,000
2	\$80,000			13	\$496,700
			3	3	\$77,000
			3	3	\$250,000
2	\$315,000			4	\$525,000
1	\$50,000			2	\$90,000
1	\$100,000			2	\$230,000
2	\$17,000			10	\$249,469
3	\$113,000		1	6	\$283,000
				2	\$472,142
				1	\$448,000
1	\$15,000			3	\$110,000
1	\$80,000			1	\$80,000
1	\$2,300			3	\$4,300
				1	\$8,000
2	\$101,500			6	\$112,511
1	\$22,000			7	\$137,000
2	\$40,000			6	\$47,000
23	\$3,185,800	4	15	82	\$9,090,122

BUILDING DEPARTMENT

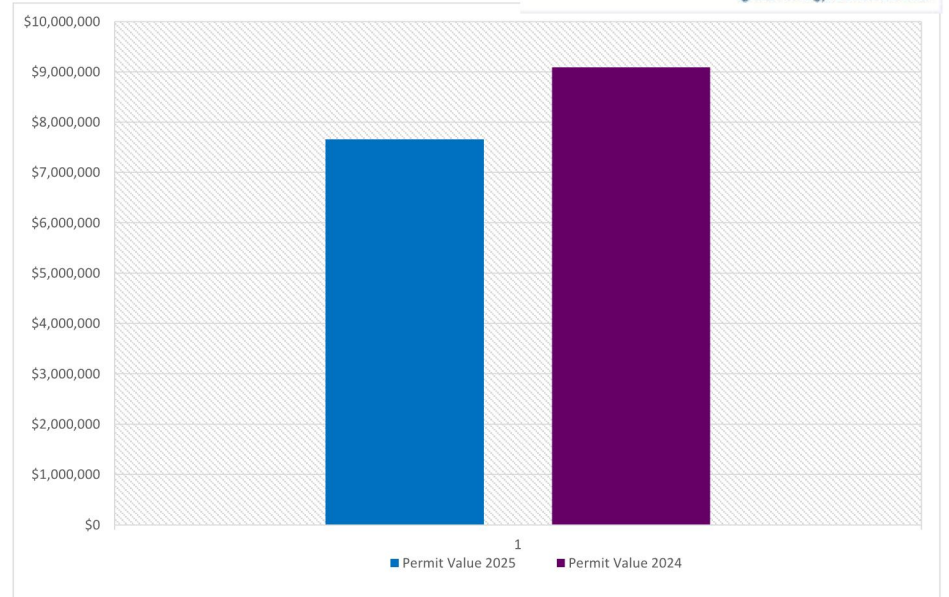
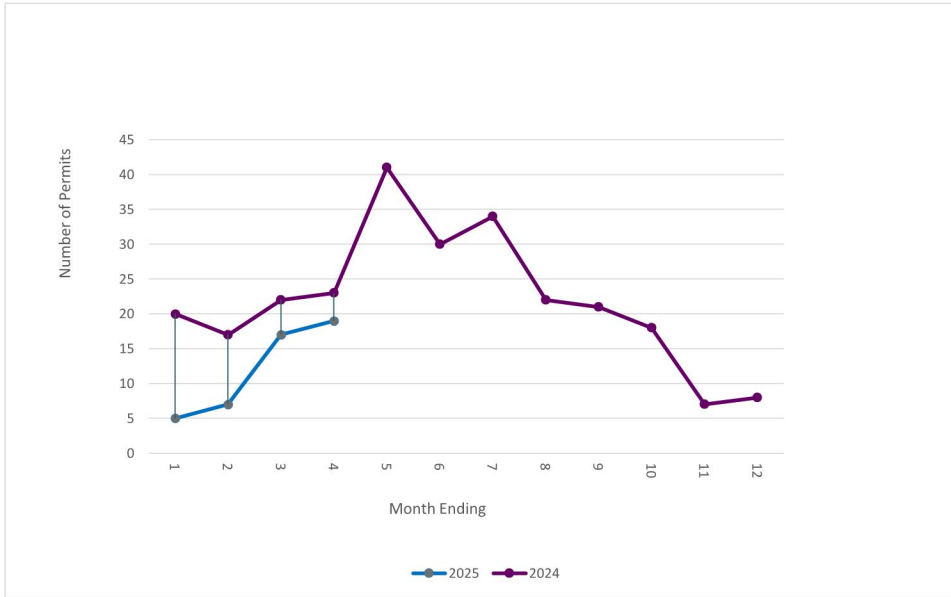
MONTH END REPORT

April 2025

FEES COLLECTED	MONTHLY	YEAR TO DATE
Total Building fees collected	\$ 21,026	\$ 54,938
Interdepartmental fees collected		
Total Plumbing fees collected	\$ 1,012	\$ 4,379
On-site Sewage System fees collected	\$ 1,560	\$ 2,165
Compliance paper fees collected	\$ 1,291	\$ 2,328
County Development Charges collected	\$ 19,040	\$ 22,537
Municipal Development Charges collected	\$ 59,596	\$ 131,918

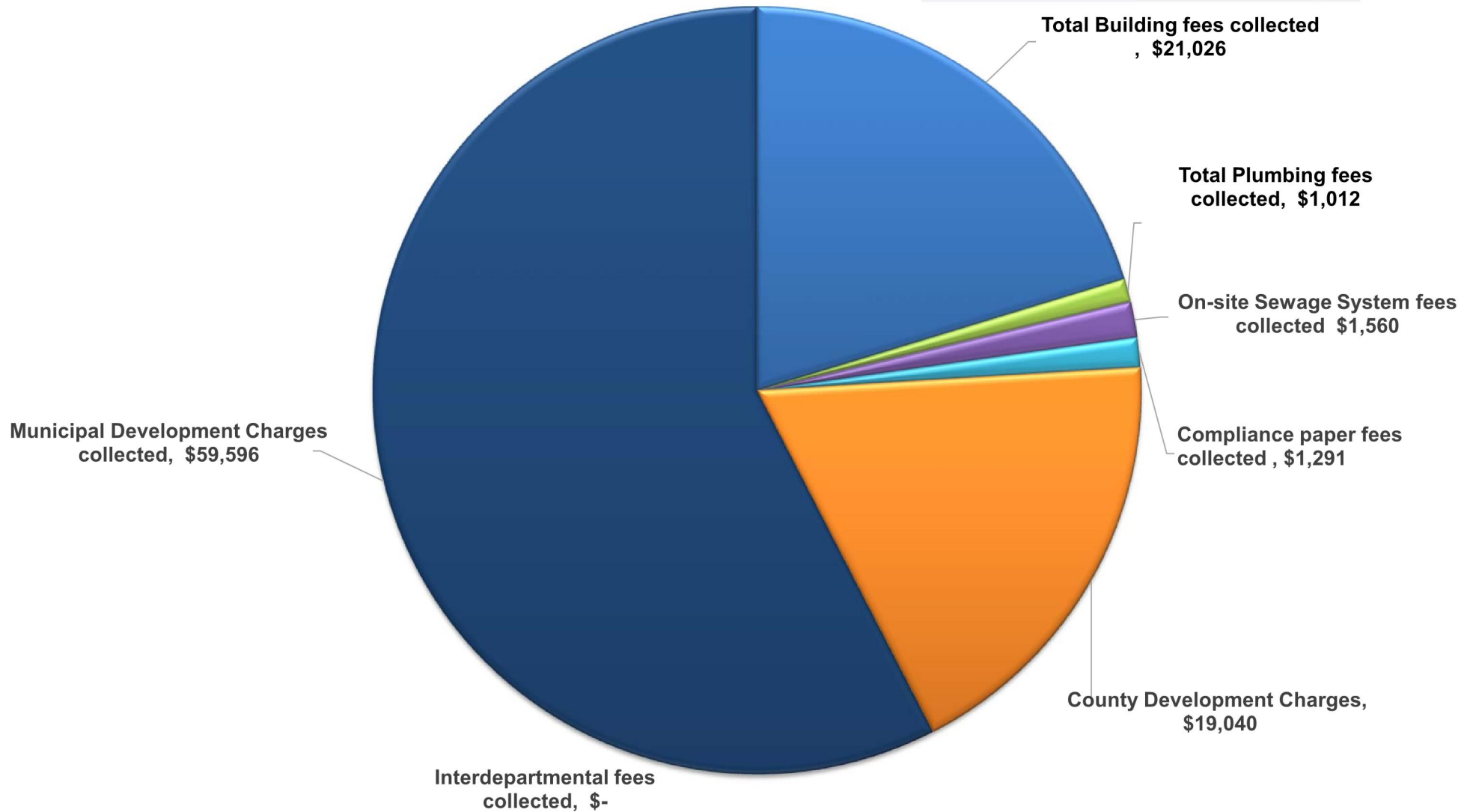

Zoning Compliance Letters	9
Limited Services Agreements	
Demolition Agreements	

BUILDING DEPARTMENT MONTH END REPORT APRIL 2025



	January	February	March	April	May	June	July	August	September	October	November	December	Year to date
2025	5	7	17	19									48
Permit Value 2025	\$720,372	\$969,499	\$3,879,500	\$2,088,710									\$7,658,081
2024	20	17	22	23	41	30	34	22	21	18	7	8	82
Permit Value 2024	\$661,970	\$2,591,000	\$2,651,352	\$3,185,800									\$9,090,122
	\$661,970	\$2,591,000	\$2,651,352	\$3,185,800	\$12,616,899	\$4,219,777	\$10,267,074	\$1,368,600	\$11,694,501	\$2,578,190	\$640,000	\$2,235,000	\$54,710,163

Fees Summary April 2025



Fees Summary Year to Date

