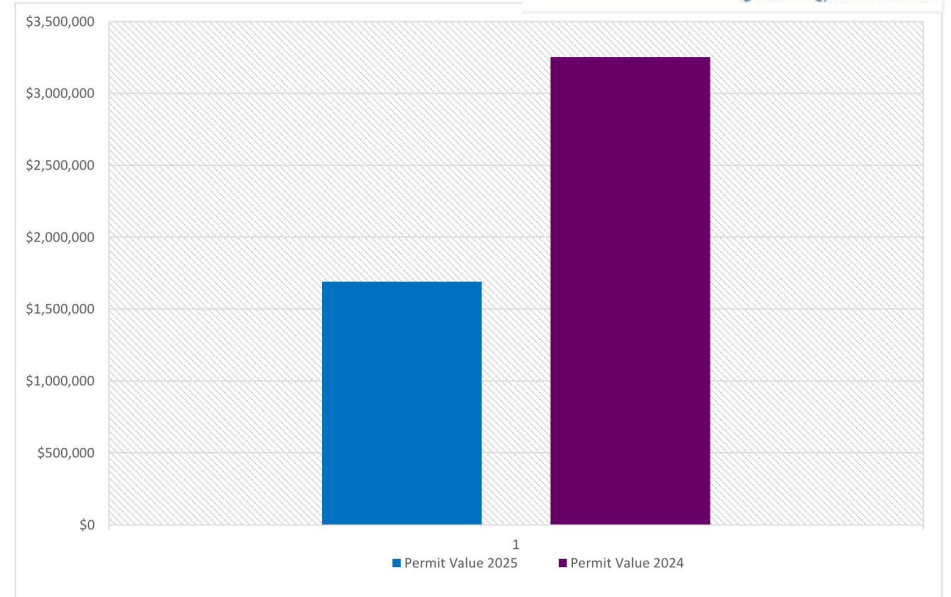
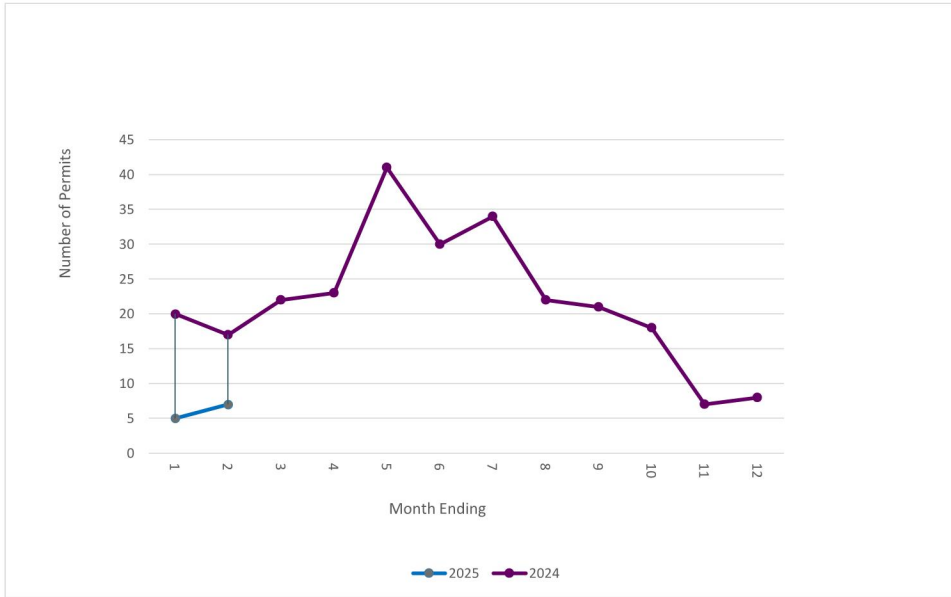


MONTH ENDING FEBRUARY 2025						
TYPE OF CONSTRUCTION	PERMITS ISSUED	MONTH END VALUE	MONTH END RES. UNITS	YTD RES. UNITS	YTD PERMITS	YTD VALUE
<b>RESIDENTIAL:</b>						
New	1	\$631,000	1	1	1	\$631,000
Additions and Renovations	4	\$185,000			1	\$185,000
Secondary Suite/ New ARU/ADU's				1	1	\$130,000
New Multi-Unit Residential						
Multi-Unit Residential - Additions and Renovations						
Seasonal Mobile Homes						
Garages, Carports, Sheds	1	\$150,000			1	\$150,000
Swimming Pool Fences						
Decks						
<b>COMMERCIAL:</b>						
New					1	\$20,372
Additions/Renovations/Apartment Creation						
Accessory						
<b>INSTITUTIONAL:</b>						
New						
Accessory						
Additions and Renovations						
<b>INDUSTRIAL</b>						
New						
Additions and Renovations						
<b>AGRICULTURAL</b>						
New					1	\$550,000
Additions and Renovations						
Accessory						
<b>MUNICIPAL</b>						
New						
Additions and Renovations						
<b>MISCELLANEOUS</b>						
Signs/Tents/Stages						
Wood Burning Stove						
Change of Use						
Wind Turbines						
Demolitions/Moving/Transfers	1	\$3,499			2	\$18,499
Sewage Systems						
Plumbing (stand alone)					1	\$5,000
Permit Value Increases						
<b>TOTALS</b>	<b>7</b>	<b>\$969,499</b>	<b>1</b>	<b>2</b>	<b>9</b>	<b>\$1,689,871</b>

MONTH ENDING FEBRUARY 2024					
PERMITS ISSUED	MONTH END VALUE	MONTH END RES. UNITS	YTD RES. UNITS	YTD PERMITS	YTD VALUE
2	\$600,000	2	2	2	\$600,000
3	\$200,000			6	\$325,000
			1	1	\$7,000
2	\$230,000	3	3	3	\$250,000
				1	\$40,000
				4	\$208,969
3	\$170,000	1	1	3	\$170,000
				1	\$200,000
1	\$1,320,000			1	\$1,320,000
				1	\$20,000
				2	\$2,000
				1	\$8,000
2	\$11,000			3	\$11,001
4	\$60,000			5	\$85,000
				3	\$6,000
<b>17</b>	<b>\$2,591,000</b>	<b>6</b>	<b>7</b>	<b>37</b>	<b>\$3,252,970</b>

# BUILDING DEPARTMENT

## MONTH END REPORT FEBRUARY 2025



	January	February	March	April	May	June	July	August	September	October	November	December	Year to date
<b>2025</b>	<b>5</b>	<b>7</b>											<b>12</b>
<b>Permit Value 2025</b>	<b>\$720,372</b>	<b>\$969,499</b>											<b>\$1,689,871</b>
<b>2024</b>	<b>20</b>	<b>17</b>	<b>22</b>	<b>23</b>	<b>41</b>	<b>30</b>	<b>34</b>	<b>22</b>	<b>21</b>	<b>18</b>	<b>7</b>	<b>8</b>	<b>37</b>
<b>Permit Value 2024</b>	<b>\$661,970</b>	<b>\$2,591,000</b>											<b>\$3,252,970</b>
	\$661,970	\$2,591,000	\$2,651,352	\$3,185,800	\$12,616,899	\$4,219,777	\$10,267,074	\$1,368,600	\$11,694,501	\$2,578,190	\$640,000	\$2,235,000	\$54,710,163

# BUILDING DEPARTMENT

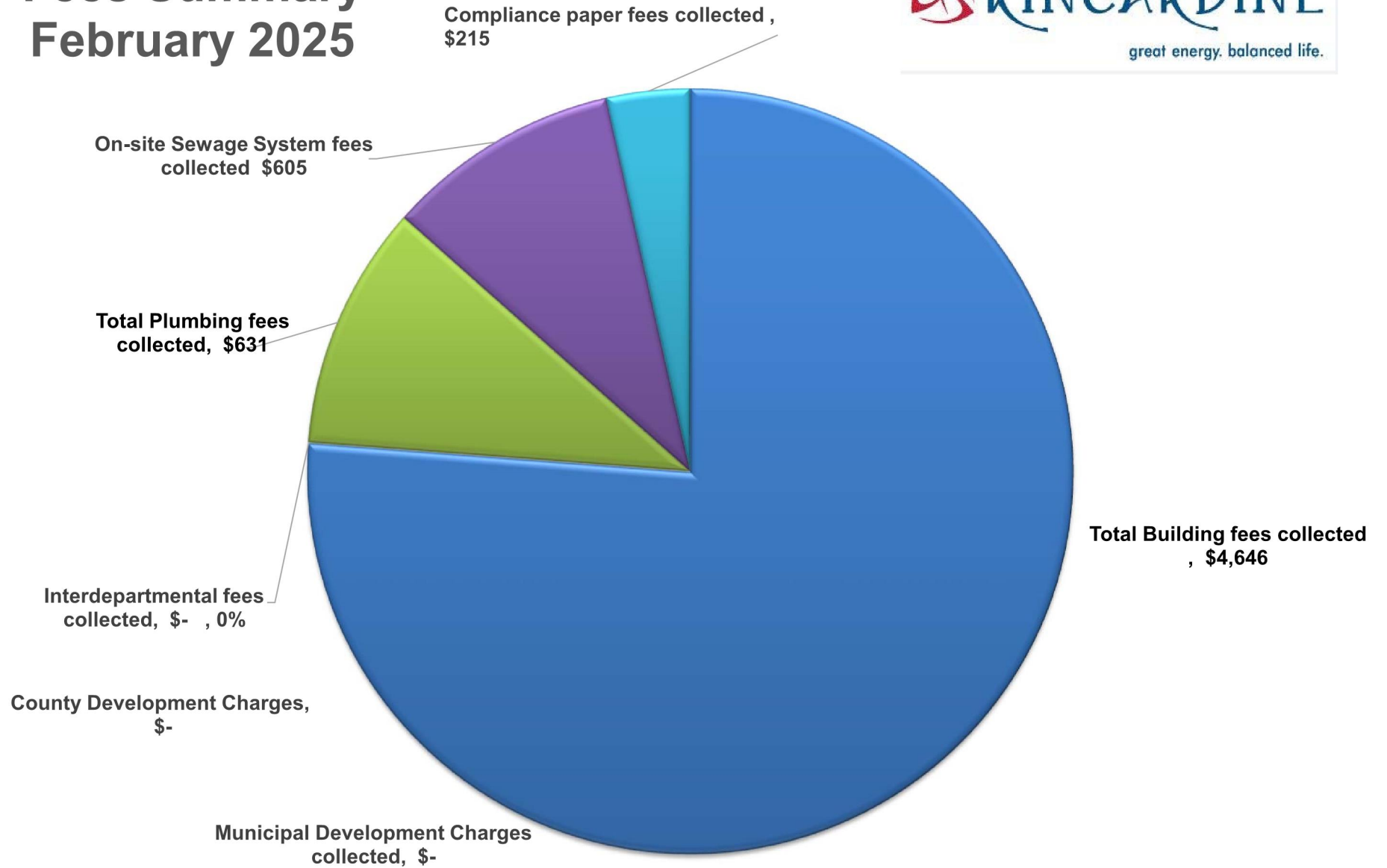

## MONTH END REPORT

FEBRUARY 2025

FEES COLLECTED	MONTHLY	YEAR TO DATE
Total Building fees collected	\$ 4,646	\$ 11,881
Interdepartmental fees collected	\$ -	\$ -
Total Plumbing fees collected	\$ 631	\$ 1,019
On-site Sewage System fees collected	\$ 605	\$ 605
Compliance paper fees collected	\$ 215	\$ 535
County Development Charges collected	\$ -	\$ -
Municipal Development Charges collected	\$ -	\$ -

Zoning Compliance Letters	3
Limited Services Agreements	1
Demolition Agreements	

# Fees Summary February 2025



# Fees Summary Year to Date

