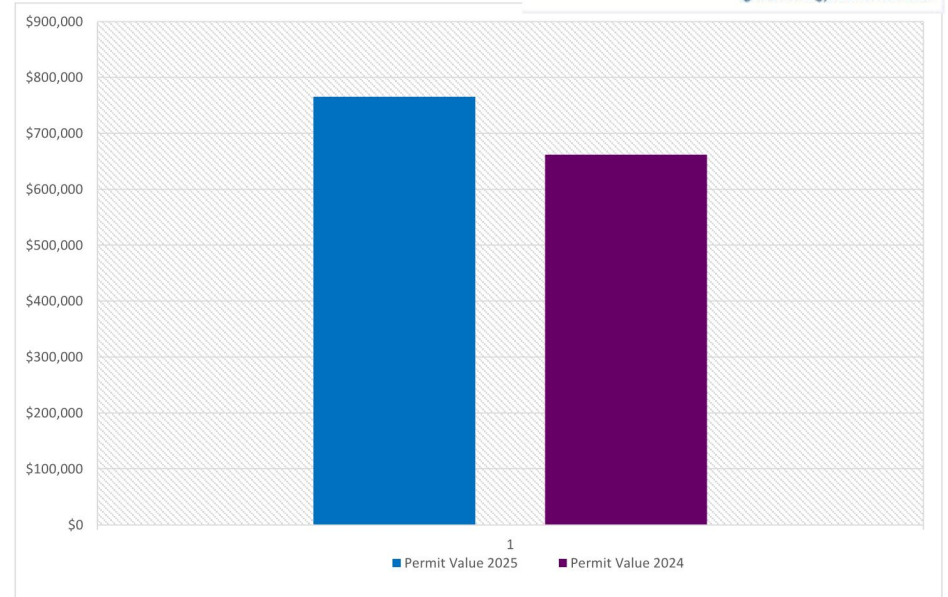
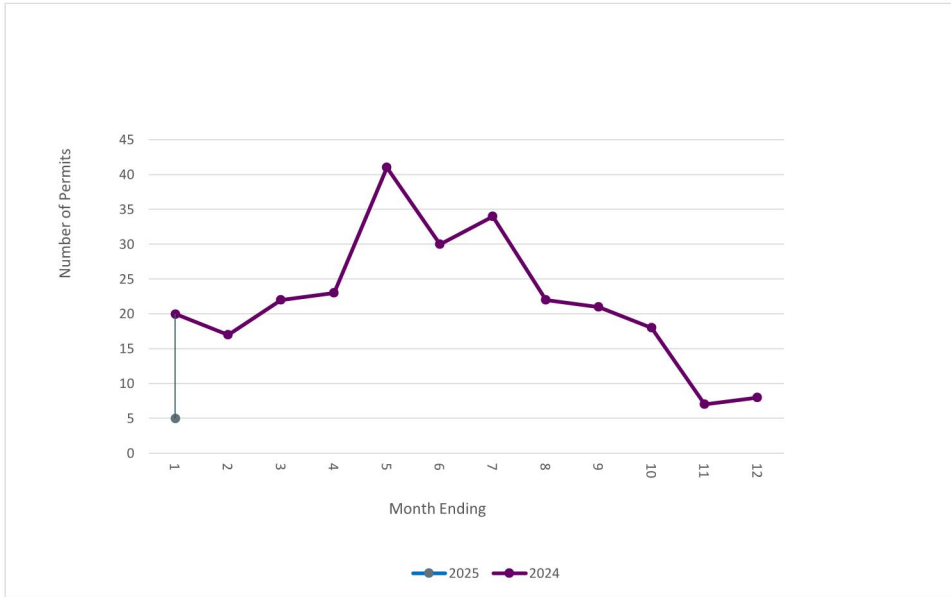


	MONTH ENDING JANUARY 2025					
TYPE OF CONSTRUCTION	PERMITS ISSUED	MONTH END VALUE	MONTH END RES. UNITS	YTD RES. UNITS	YTD PERMITS	YTD VALUE
RESIDENTIAL:						
New						
Additions and Renovations						
Secondary Suite/ New ARU/ADU's	1	\$130,000	1	1	1	\$130,000
New Multi-Unit Residential						
Multi-Unit Residential - Additions and Renovations						
Seasonal Mobile Homes						
Garages, Carports, Sheds						
Swimming Pool Fences						
Decks						
COMMERCIAL:						
New	1	\$20,372			1	\$20,372
Additions/Renovations/Apartment Creation						
Accessory						
INSTITUTIONAL:						
New						
Accessory						
Additions and Renovations						
INDUSTRIAL						
New						
Additions and Renovations						
AGRICULTURAL						
New	1	\$550,000			1	\$550,000
Additions and Renovations						
Accessory						
MUNICIPAL						
New						
Additions and Renovations						
MISCELLANEOUS						
Signs/Tents/Stages						
Wood Burning Stove						
Change of Use						
Wind Turbines						
Demolitions/Moving/Transfers	1	\$15,000			1	\$15,000
Sewage Systems						
Plumbing (stand alone)	1	\$50,000			1	\$5,000
Permit Value Increases						
TOTALS	5	\$765,372	1	1	5	\$720,372

	MONTH ENDING JANUARY 2024					
TYPE OF CONSTRUCTION	PERMITS ISSUED	MONTH END VALUE	MONTH END RES. UNITS	YTD RES. UNITS	YTD PERMITS	YTD VALUE
RESIDENTIAL:						
New						
Additions and Renovations						
Secondary Suite/ New ARU/ADU's	3	\$125,000			3	\$125,000
New Multi-Unit Residential						
Multi-Unit Residential - Additions and Renovations	1	\$7,000	1	1	1	\$7,000
Seasonal Mobile Homes						
Garages, Carports, Sheds	1	\$20,000			1	\$20,000
Swimming Pool Fences						
Decks	1	\$40,000			1	\$40,000
	4	\$208,969			4	\$208,969
COMMERCIAL:						
New						
Additions/Renovations/Apartment Creation						
Accessory						
INSTITUTIONAL:						
New						
Accessory						
Additions and Renovations	1	\$200,000			1	\$200,000
INDUSTRIAL						
New						
Additions and Renovations						
AGRICULTURAL						
New						
Additions and Renovations						
Accessory	1	\$20,000			1	\$20,000
MUNICIPAL						
New						
Additions and Renovations						
MISCELLANEOUS						
Signs/Tents/Stages	2	\$2,000			2	\$2,000
Wood Burning Stove						
Change of Use	1	\$8,000			1	\$8,000
Wind Turbines						
Demolitions/Moving/Transfers	1	\$1			1	\$1
Sewage Systems	1	\$25,000			1	\$25,000
Plumbing (stand alone)	3	\$6,000			3	\$6,000
Permit Value Increases						
TOTALS	20	\$661,970	1	1	20	\$661,970

BUILDING DEPARTMENT MONTH END REPORT JANUARY 2025



	January	February	March	April	May	June	July	August	September	October	November	December	Year to date
2025	5												5
Permit Value 2025	\$765,372												\$765,372
2024	20	17	22	23	41	30	34	22	21	18	7	8	20
Permit Value 2024	\$661,970												\$661,970
	\$661,970	\$2,591,000	\$2,651,352	\$3,185,800	\$12,616,899	\$4,219,777	\$10,267,074	\$1,368,600	\$11,694,501	\$2,578,190	\$640,000	\$2,235,000	\$54,710,163

BUILDING DEPARTMENT

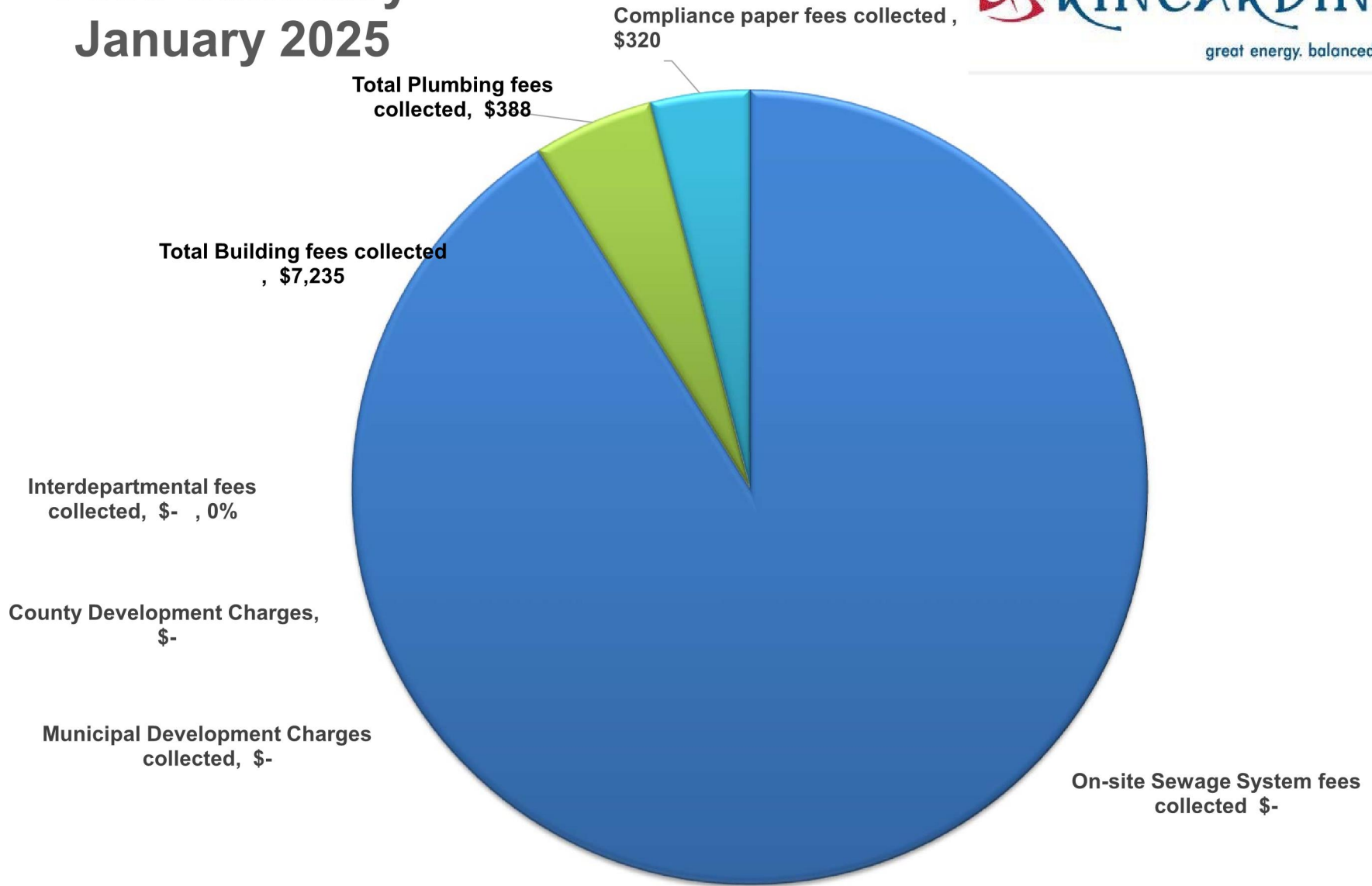
MONTH END REPORT

JANUARY 2025

FEES COLLECTED	MONTHLY	YEAR TO DATE
Total Building fees collected	\$ 7,235	\$ 7,234
Interdepartmental fees collected	\$ -	\$ -
Total Plumbing fees collected	\$ 388	\$ 388
On-site Sewage System fees collected	\$ -	\$ -
Compliance paper fees collected	\$ 320	\$ 320
County Development Charges collected	\$ -	\$ -
Municipal Development Charges collected	\$ -	\$ -

Zoning Compliance Letters	3
Limited Services Agreements	
Demolition Agreements	

Fees Summary January 2025



Fees Summary Year to Date

