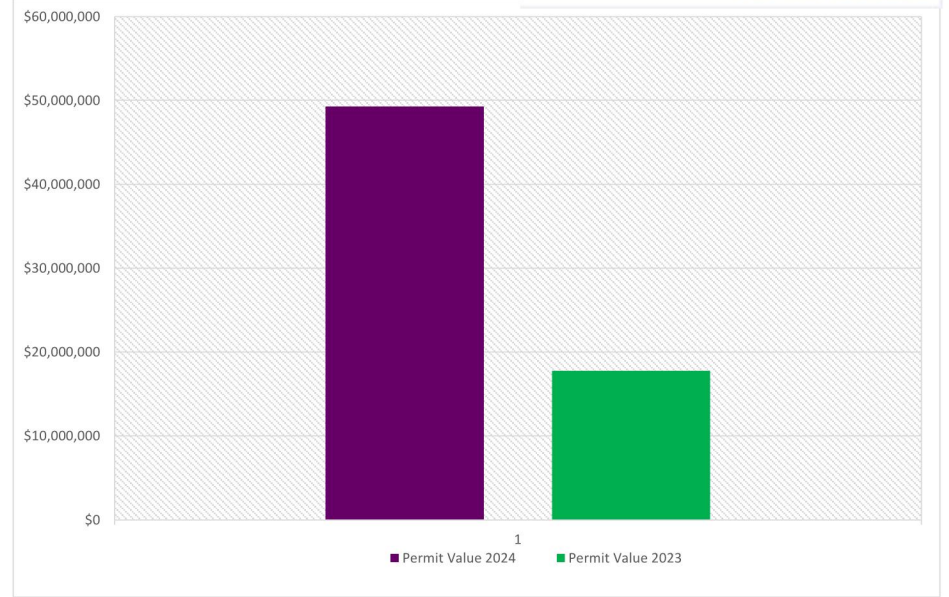


MONTH ENDING SEPTEMBER 2024						
TYPE OF CONSTRUCTION	PERMITS ISSUED	MONTH END VALUE	MONTH END RES. UNITS	YTD RES. UNITS	YTD PERMITS	YTD VALUE
<b>RESIDENTIAL:</b>						
New				26	26	\$15,452,000
Additions and Renovations	1	\$30,000			27	\$995,300
Secondary Suite Alterations/ARU's				3	3	\$77,000
New Multi-Unit Residential	2	\$3,700,000	9	26	14	\$11,183,098
Multi-Unit Residential - Additions and Renovations				3	3	\$250,000
Seasonal Mobile Homes					7	\$900,000
Garages, Carports, Sheds	2	\$60,001			16	\$809,001
Swimming Pool Fences					11	\$605,600
Decks	3	\$27,500			23	\$462,330
<b>COMMERCIAL:</b>						
New						
Additions/Renovations/Apartment Creation				1	8	\$537,000
Accessory						
<b>INSTITUTIONAL:</b>						
New						
Accessory	2	\$106,000			2	\$106,000
Additions and Renovations					2	\$472,142
<b>INDUSTRIAL</b>						
New						
Additions and Renovations					4	\$2,300,574
<b>AGRICULTURAL</b>						
New	2	\$7,650,000			4	\$8,095,216
Additions and Renovations					3	\$4,040,000
Accessory					5	\$128,000
<b>MUNICIPAL</b>						
New					1	\$20,000
Additions and Renovations					2	\$105,000
<b>MISCELLANEOUS</b>						
Signs/Tents/Stages	6	\$45,000			23	\$92,101
Wood Burning Stove						
Change of Use					1	\$8,000
Wind Turbines						
Demolitions/Moving/Transfers					9	\$122,611
Sewage Systems	2	\$75,000			24	\$615,000
Plumbing (stand alone)	1	\$1,000			12	\$1,881,000
Permit Value Increases						
<b>TOTALS</b>	<b>21</b>	<b>\$11,694,501</b>	<b>9</b>	<b>59</b>	<b>230</b>	<b>\$49,256,973</b>

MONTH ENDING SEPTEMBER 2023					
PERMITS ISSUED	MONTH END VALUE	MONTH END RES. UNITS	YTD RES. UNITS	YTD PERMITS	YTD VALUE
1	\$500,000	1	14	14	\$9,577,000
1	\$160,000			23	\$1,508,700
			2	2	\$775,000
1	\$750,000	2	2	1	\$750,000
2	\$105,000			22	\$1,580,500
				7	\$230,200
				10	\$218,800
				1	\$650,000
				2	\$40,000
1	\$300,000			1	\$300,000
				1	\$500,000
1	\$100,000			2	\$250,000
				2	\$323,000
1	\$15,000			8	\$503,000
				1	\$10,000
				1	\$12,000
2	\$3,500			22	\$111,000
2	\$10,500			18	\$110,500
4	\$65,000			17	\$287,000
				3	\$33,500
<b>16</b>	<b>\$2,009,000</b>	<b>3</b>	<b>18</b>	<b>158</b>	<b>\$17,770,200</b>

# BUILDING DEPARTMENT MONTH END REPORT SEPTEMBER 2024



	January	February	March	April	May	June	July	August	September	October	November	December	Year to date
<b>2024</b>	<b>20</b>	<b>17</b>	<b>22</b>	<b>23</b>	<b>41</b>	<b>30</b>	<b>34</b>	<b>22</b>	<b>21</b>				<b>230</b>
<b>Permit Value 2024</b>	<b>\$661,970</b>	<b>\$2,591,000</b>	<b>\$2,651,352</b>	<b>\$3,185,800</b>	<b>\$12,616,899</b>	<b>\$4,219,777</b>	<b>\$10,267,074</b>	<b>\$1,368,600</b>	<b>\$11,694,501</b>				<b>\$49,256,973</b>
<b>2023</b>	<b>6</b>	<b>8</b>	<b>23</b>	<b>23</b>	<b>29</b>	<b>17</b>	<b>19</b>	<b>17</b>	<b>16</b>	<b>37</b>	<b>37</b>	<b>16</b>	<b>158</b>
<b>Permit Value 2023</b>	<b>\$1,335,000</b>	<b>\$808,500</b>	<b>\$2,391,400</b>	<b>\$2,705,700</b>	<b>\$3,663,500</b>	<b>\$1,472,500</b>	<b>\$890,900</b>	<b>\$2,493,700</b>	<b>\$2,009,000</b>				<b>\$17,770,200</b>
	\$1,335,000	\$808,500	\$2,391,400	\$2,705,700	\$3,663,500	\$1,472,500	\$890,900	\$2,493,700	\$2,009,000	\$2,661,400	\$17,063,220	\$2,571,460	\$40,066,280

# BUILDING DEPARTMENT

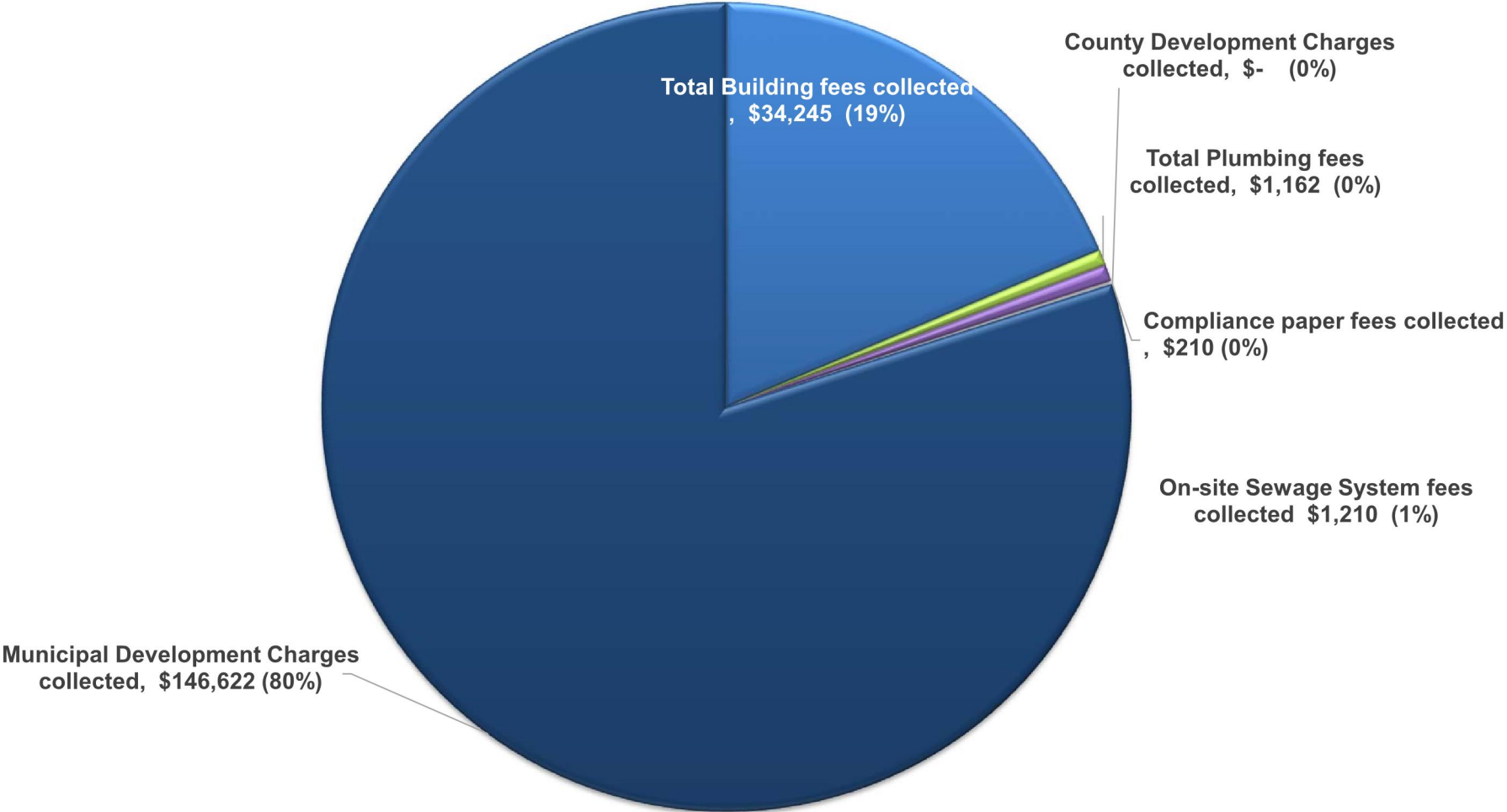

## MONTH END REPORT

SEPTEMBER 2024

FEES COLLECTED	MONTHLY	YEAR TO DATE
Total Building fees collected	\$ 34,245	\$ 294,404
Interdepartmental fees collected		
Total Plumbing fees collected	\$ 1,162	\$ 21,523
On-site Sewage System fees collected	\$ 1,210	\$ 14,122
Compliance paper fees collected	\$ 210	\$ 2,695
County Development Charges collected	\$ -	\$ 43,843
Municipal Development Charges collected	\$ 146,622	\$ 906,872

Zoning Compliance Letters	3
Limited Services Agreements	1
Demolition Agreements	

# Fees Summary September 2024



# Fees Summary Year to Date

