



# Canadian Nuclear Safety Commission (CNSC) and Impact Assessment Agency of Canada (IAAC)

MUNICIPALITY OF KINCARDINE COUNCIL MEETING – OCTOBER 9, 2024

# Impact Assessment Agency of Canada

- Who we are
- What we do
- Participation and Consultation
- Next Steps



# Who we are

The Impact Assessment Agency of Canada (IAAC):

- Conducts federal impact assessments.
- Aims to enhance the positive aspects of projects and mitigate adverse effects.
- Coordinates consultation with Indigenous Peoples.



Deltaport Fourth Berth Project



Blackwater Gold Mine Project



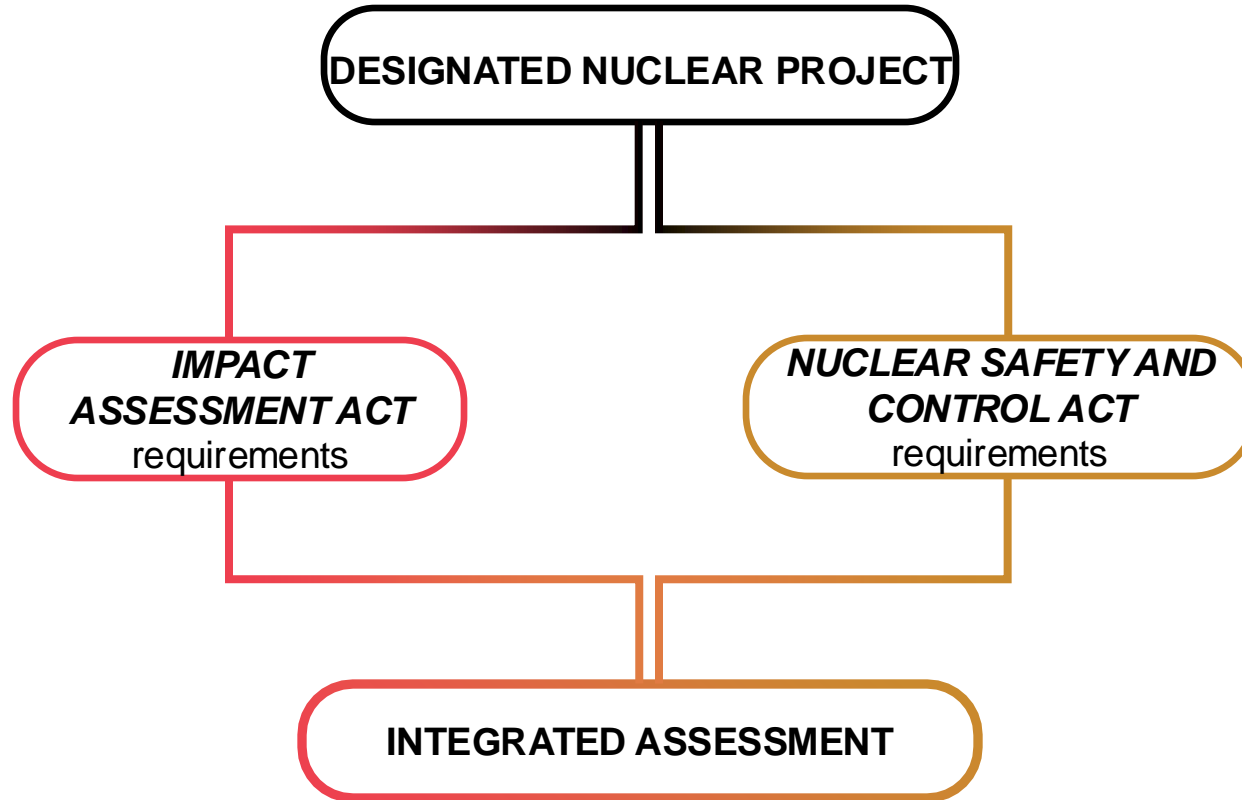
Webequie Supply Road Project



Woodfibre LNG Project

# "One project, one assessment"

---



# The Integrated Assessment Process for Nuclear Projects



## IMPACT ASSESSMENT AGENCY OF CANADA

1-866-582-1884

information@iaac-aeic.gc.ca

## THE KEY PARTICIPANTS IN THE IMPACT ASSESSMENT SYSTEM ARE



\*The Canadian Nuclear Safety Commission, Canada's nuclear lifecycle regulator, is involved throughout the integrated assessment process and, in the post-decision phase, is responsible for licensing and regulatory oversight.

# The Integrated Assessment Process for Nuclear Projects



## IMPACT ASSESSMENT AGENCY OF CANADA

1-866-582-1884  
 information@iaac-aeic.gc.ca

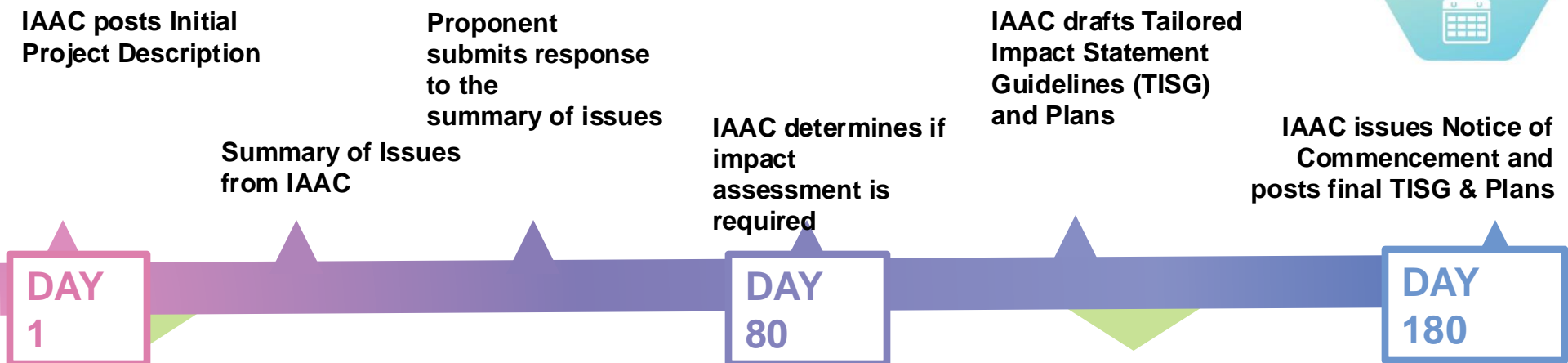
## THE KEY PARTICIPANTS IN THE IMPACT ASSESSMENT SYSTEM ARE

- PROPONENT
- INDIGENOUS GROUPS
- IMPACT ASSESSMENT AGENCY OF CANADA
- OTHER JURISDICTIONS
- REVIEW PANEL
- FEDERAL AUTHORITIES
- MINISTER
- GOVERNOR IN COUNCIL
- PUBLIC

\*The Canadian Nuclear Safety Commission, Canada's nuclear lifecycle regulator, is involved throughout the integrated assessment process and, in the post-decision phase, is responsible for licensing and regulatory oversight.

# Phase 1: Planning phase

## Key Steps and Timelines



IAAC posts Initial Project Description

Proponent submits response to the summary of issues

IAAC determines if impact assessment is required

IAAC drafts Tailored Impact Statement Guidelines (TISG) and Plans

IAAC issues Notice of Commencement and posts final TISG & Plans

Summary of Issues from IAAC

DAY 1

DAY 80

DAY 180

Public comment period on the Initial Project Description

We are here

Public comment period on draft TISG and Plans

### Key documents

- COOPERATION PLAN
- INDIGENOUS ENGAGEMENT AND PARTNERSHIP PLAN

- INITIAL PROJECT DESCRIPTION
- PERMITTING PLAN

- SUMMARY OF ISSUES
- PUBLIC PARTICIPATION PLAN

- RESPONSE TO SUMMARY OF ISSUES
- TAILORED IMPACT STATEMENT GUIDELINES

# Let's talk public participation

## MEANINGFUL PARTICIPATION

Members of the public who wish to participate in impact assessments have **opportunities** to do so. They are provided with the **information** and **support** that enables them to participate in an informed way. They can see that their **input is considered**.



IAAC prepares and hosts various public participation opportunities where participants can:

- share **comments via the Canadian Impact Assessment Registry;**
- attend in-person or virtual **info sessions, open houses, or meetings;**
- participate in online **video conferences and webinars;**
- participate in **workshops, technical meetings or focus groups; and,**
- attend a review panel's **public hearing.**

The **Canadian Impact Assessment Registry** (the Registry) hosts information about all project assessments. It also includes an online engagement platform and a mapping interface.

The Registry can be used to:

- learn about specific projects;
- view active project notices and documents;
- submit comments;
- read other submitted comments; and,
- explore, visualize, and analyze assessment data.

- IAAC provides financial assistance during a project impact assessment through the **Participant Funding Program**.
- Funds help recipients prepare for and participate in key stages of a project's assessment.
- Funds can cover: travel and childcare, professional services, report preparation, research and analysis.

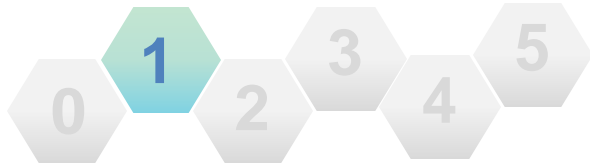
The funding is available to **individuals**, incorporated **not-for-profit organizations**, and **Indigenous groups**.

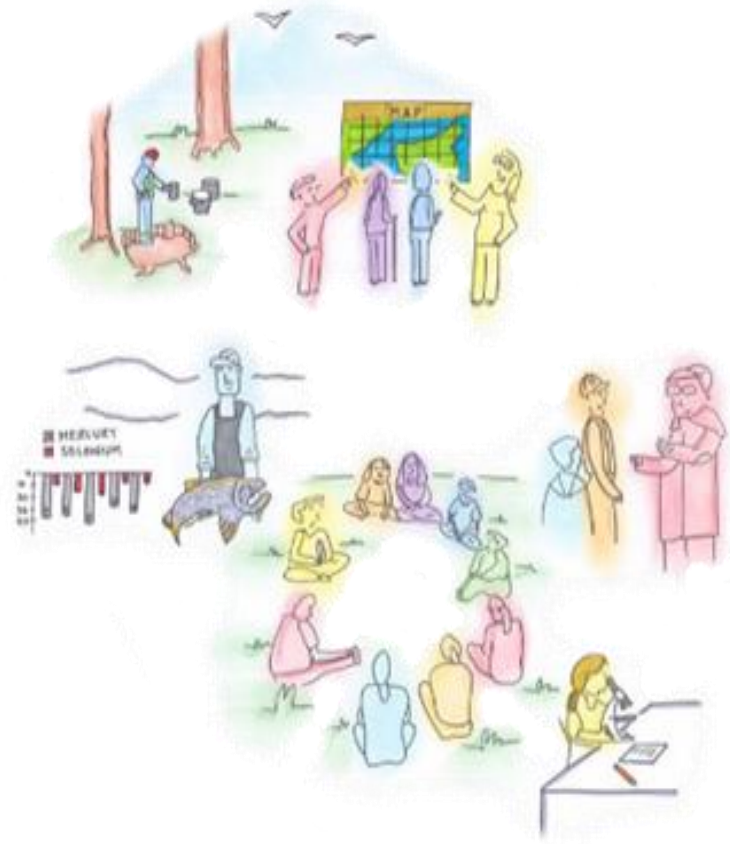
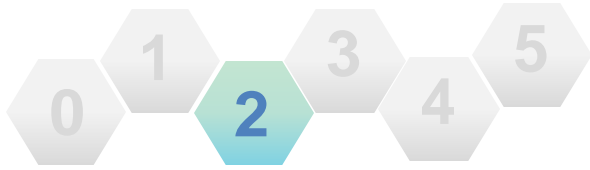
### How to apply:

- Opportunities are posted to the Registry.
- Access the application form.
- Submit the completed application form and supporting documents.

### Eligibility requirements:

- Living or owning property in proximity to the project.
- Having community or Indigenous Knowledge relevant to the assessment.
- Having expertise on the project's potential impacts.
- Possess an interest in a project's potential impacts on Indigenous Peoples' rights.





# STUDY

PHASE 2:  
IMPACT STATEMENT






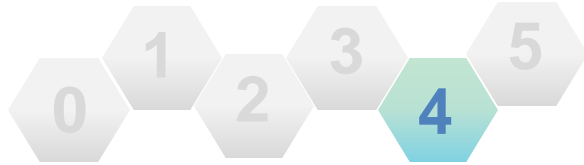
# ASSESS

PHASE 3:  
IMPACT ASSESSMENT




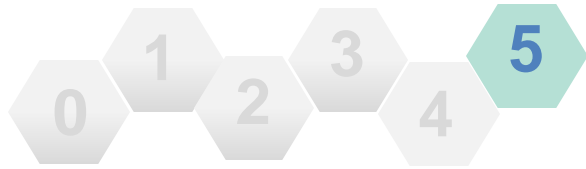
# DECIDE

PHASE 4:  
DECISION-MAKING





# PHASE 5: POST-DECISION ACTIVITIES



# Key Opportunities for Participation



- **Initial Project Description** (proponent)
- Summary of issues
- Detailed Project Description (proponent)
- **Tailored Impact Statement Guidelines**
- **Public Participation Plan**
- Indigenous Engagement and Partnership Plan
- Permitting Plan
- Cooperation Plan



- **Impact Statement** (proponent)
- Sufficiency of the Impact Statement
- Information Requests
- **Review Panel Terms of Reference**



## **With Review Panel (based on the Terms of Reference):**

- **Submissions to Review Panel**
- **Presentations to the Panel**
- Public hearings held in local communities
- Final submissions for the Panel Report

## **With IAAC/CNSC:**

- **Review Panel Report**
- Federal response to the Panel Report
- Consultation and Accommodation Report
- **Project Conditions**

# Important Dates


---

Event	Date (tentative)
End of comment period on Initial Project Description	October 28
Summary of Issues submitted to the Proponent	November 7
Decision on whether an IA is required	December 13
Comment period on the draft Tailored Impact Statement Guidelines and Plans	January – March 2025
End of the Planning Phase	End of March / Early Spring of 2025

# Canadian Nuclear Safety Commission

---

- Who we are
- Nuclear regulatory framework
- Licensing
- Compliance
- Topics of interest



# Canadian Nuclear Safety Commission

---



Regulate the nuclear industry to protect people and the environment



Implement the peaceful use of nuclear energy



Disseminate information

# Nuclear Facilities and Activities in Canada

---



Uranium  
mines and  
mills



Uranium fuel  
fabrication and  
processing



Nuclear power  
plants



Nuclear  
substance  
processing



Industrial and  
medical  
applications



Nuclear  
research and  
educational  
activities



Transportation  
of nuclear  
substances



Nuclear  
security and  
safeguards

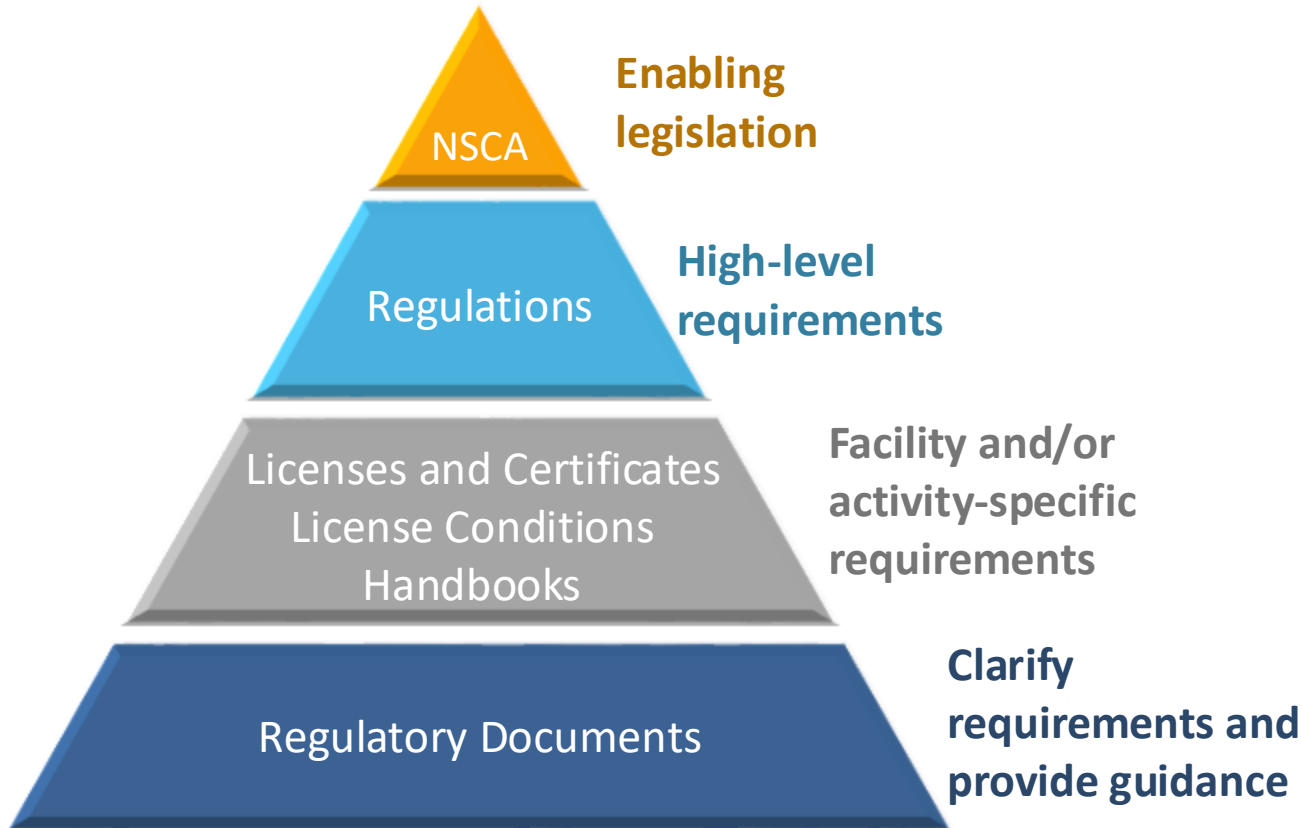


Import and  
export  
controls



Waste  
management  
facilities

# Nuclear Regulatory Framework




In an application, an applicant makes a case that must be supported by evidence.


The regulatory framework establishes the basis for what the case is expected to address.

# CNSC Licensing

## Staged Approach



Site preparation



Construction



Operation



Decommissioning  
(Closure)

**CONSULTATION FOR EVERY LICENCE APPLICATION**



# CNSC Regulatory Oversight

Safety and control areas are the technical topics CNSC staff use to assess, evaluate, review, verify and report on regulatory requirements and performance.



## Safety and Control Areas

- Management System
- Human Performance Management
- Operating Performance
- Safety Analysis
- Physical Design
- Fitness for Service
- Radiation Protection
- Conventional Health and Safety
- Environmental Protection
- Emergency Management and Fire Protection
- Waste Management
- Security
- Safeguards and Non-Proliferation
- Packaging and Transport

# Regulating CNSC Licenced Facilities

- Inspect and evaluate how licensees ensure compliance with the CNSC's regulatory requirements
- Perform independent field inspections
- Review licensee self-reporting
- Follow up with licensees to ensure that corrective actions are implemented
- Engagement and outreach



# Packaging and Transport (1/2)

## How do the Packaging and Transport of Nuclear Substance Regulations ensure that people and the environment are protected?



### Canadian Nuclear Safety Commission (CNSC)

- Establish classification criteria for the transport of nuclear substances and packages
- Establish packaging standards
- Certification of packages used to transport higher-risk nuclear substances
- Issuance of transport licences
- Review of transportation security plans
- Establish requirements for radiation protection programs



### Provincial

- Drivers' licences and vehicle safety requirements
- Speed limits, load securement and the weights allowed
- First response in the event of an emergency
- Highway and road safety and law enforcement



### CNSC + TC

- Communication of hazards (via labelling and marking of packages; transport documents; and placarding requirements for vehicles)
- Reporting requirements



### Transport Canada (TC)

- Federal transport regulations for all major modes of transport, including modal-specific requirements for road, air, rail, marine
- Training requirements of all persons who handle or transport dangerous goods in Canada
- Operation of Canadian Transport Emergency Centre (CANUTEC) and management of emergency response assistance plans (ERAPs)



# Packaging and Transport (2/2)

---

## *Packaging and Transport of Nuclear Substances Regulations (PTNSR), 2015*

Every person who transports or presents a radioactive material for transport must comply with the PTNSR, and Transportation of Dangerous Goods Regulation (TDGR).

The CNSC is responsible for certifying the design of the package, to ensure the health, safety and security of the public and the protection of the environment will not be compromised.

CNSC staff evaluate transportation programs to ensure that the proponent is using a certified transport package and adheres to all regulatory requirements.

# Emergency Management (1/2)

---

## What are the Emergency Management requirements?

- **Subsection 24(4)** of the *Nuclear Safety and Control Act*, by demonstrating that the applicant will, in carrying on the proposed activity, make provision for the protection of the environment, the health and safety of persons, and the maintenance of national security and measures required to implement international obligations to which Canada has agreed
- **CNSC REGDOC-2.10.1**, *Nuclear Emergency Preparedness and Response*, provides detailed requirements and guidance that licence applicants and licensees shall implement and consider in the design of their emergency preparedness program

# Emergency Management (2/2)

---

**An effective emergency program (EP)  
is based on the following four components:**

## **Planning basis**

An analysis of the risks and hazards that the EP program will address.

## **Emergency response plan and procedures**

A comprehensive description of how a response will be executed, with accompanying support material.

## **Preparedness**

The processes to ensure that people, equipment and infrastructure will be ready to execute a response according to the emergency response plan and procedures.

## **Program management**

The management system aspects that assure the effectiveness of the EP program.

# Environmental Protection (1/2)

---

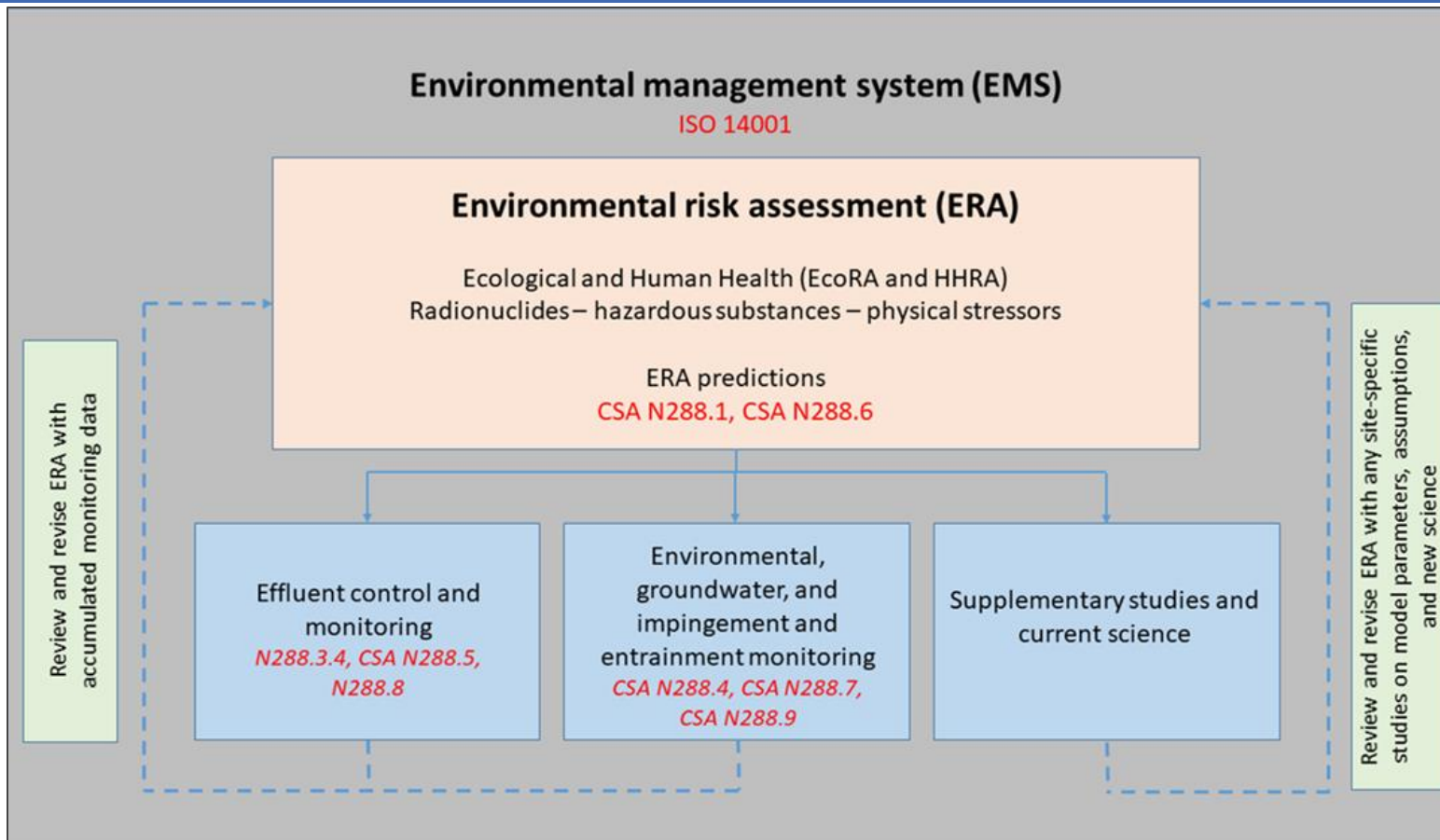
## What are the Environmental Protection requirements?

### ***General Nuclear Safety and Control Regulations:***

*“12 (1) (f) Every licensee shall take all reasonable precautions to control the release of radioactive nuclear substances or hazardous substances within the site of the licensed activity and into the environment as a result of the licensed activity.”*

- **CNSC Regulatory Document series 2.9.** Documents provide detailed requirements and guidance to identify, control and monitor all releases of radioactive and hazardous substances and effects on the environment from facilities or as the result of licensed activities.
- **REGDOC-2.9.1, *Environmental Principles, Assessments and Protection Measures***
- **REGDOC-2.9.2, *Controlling Releases to the Environment***

# Environmental Protection (2/2)





# Thank you

Stay connected!

