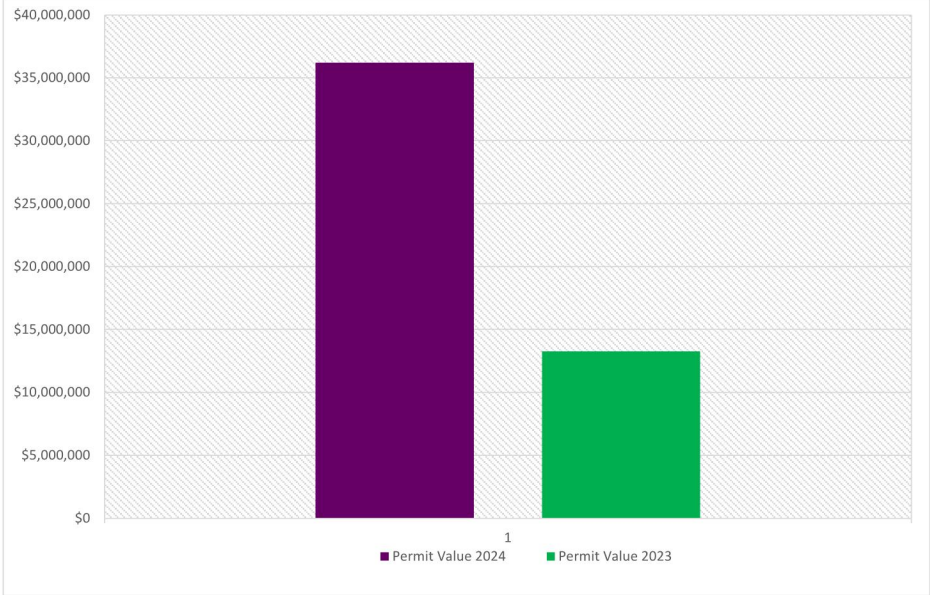
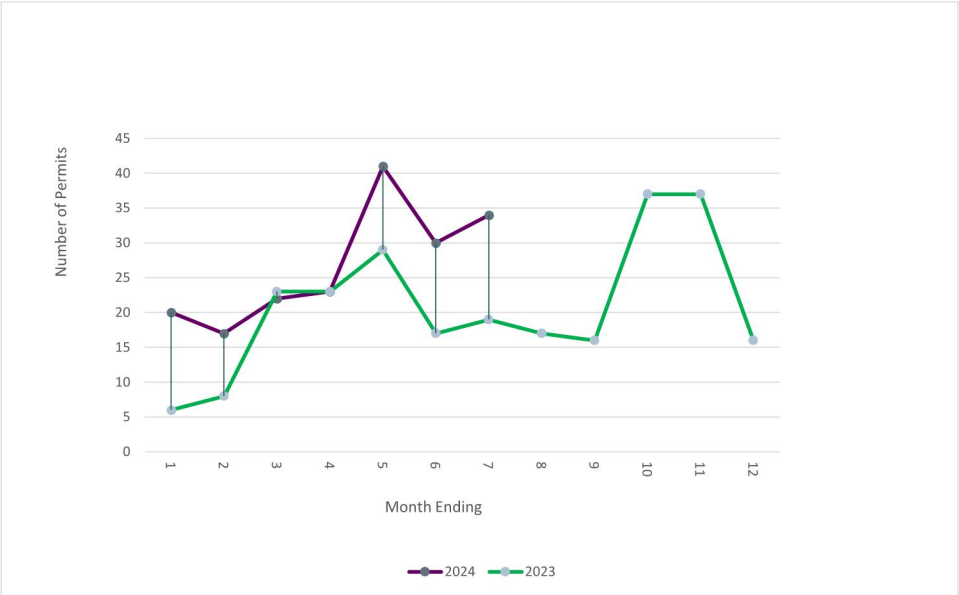


MONTH ENDING JULY 2024						
TYPE OF CONSTRUCTION	PERMITS ISSUED	MONTH END VALUE	MONTH END RES. UNITS	YTD RES. UNITS	YTD PERMITS	YTD VALUE
<b>RESIDENTIAL:</b>						
New	8	\$5,052,000	8	24	24	\$14,402,000
Additions and Renovations	1	\$3,000			22	\$882,800
Secondary Suite Alterations/ARU's				3	3	\$77,000
New Multi-Unit Residential	2	\$4,133,274	7	17	12	\$7,483,098
Multi-Unit Residential - Additions and Renovations				3	3	\$250,000
Seasonal Mobile Homes					7	\$900,000
Garages, Carports, Sheds	3	\$150,000			12	\$697,000
Swimming Pool Fences	5	\$235,500			11	\$605,600
Decks	5	\$99,000			19	\$433,330
<b>COMMERCIAL:</b>						
New						
Additions/Renovations/Apartment Creation				1	7	\$472,000
Accessory						
<b>INSTITUTIONAL:</b>						
New						
Accessory						
Additions and Renovations					2	\$472,142
<b>INDUSTRIAL</b>						
New						
Additions and Renovations	2	\$500,000			4	\$2,300,574
<b>AGRICULTURAL</b>						
New					2	\$445,216
Additions and Renovations					3	\$4,040,000
Accessory	1	\$15,000			4	\$125,000
<b>MUNICIPAL</b>						
New						
Additions and Renovations					1	\$80,000
<b>MISCELLANEOUS</b>						
Signs/Tents/Stages	3	\$6,300			12	\$39,601
Wood Burning Stove						
Change of Use					1	\$8,000
Wind Turbines						
Demolitions/Moving/Transfers	1				8	\$122,511
Sewage Systems	2	\$58,000			19	\$478,000
Plumbing (stand alone)	1	\$15,000			11	\$1,880,000
Permit Value Increases						
<b>TOTALS</b>	<b>34</b>	<b>\$10,267,074</b>	<b>15</b>	<b>48</b>	<b>187</b>	<b>\$36,193,872</b>

MONTH ENDING JULY 2023					
PERMITS ISSUED	MONTH END VALUE	MONTH END RES. UNITS	YTD RES. UNITS	YTD PERMITS	YTD VALUE
1	\$475,000	1	10	10	\$6,930,000
6	\$163,100			20	\$1,168,700
			2	2	\$775,000
2	\$26,500			19	\$1,447,500
1	\$85,000			7	\$230,200
1	\$10,000			10	\$218,800
				1	\$650,000
				2	\$40,000
				1	\$500,000
				1	\$150,000
				2	\$323,000
1	\$60,000			5	\$420,000
				1	\$10,000
1	\$12,000			1	\$12,000
2	\$7,300			16	\$100,800
2	\$2,000			13	\$78,000
2	\$50,000			11	\$180,000
				3	\$33,500
<b>19</b>	<b>\$890,900</b>	<b>1</b>	<b>12</b>	<b>125</b>	<b>\$13,267,500</b>

# BUILDING DEPARTMENT

## MONTH END REPORT JULY 2024



	January	February	March	April	May	June	July	August	September	October	November	December	Year to date
<b>2024</b>	<b>20</b>	<b>17</b>	<b>22</b>	<b>23</b>	<b>41</b>	<b>30</b>	<b>34</b>						<b>187</b>
<b>Permit Value 2024</b>	<b>\$661,970</b>	<b>\$2,591,000</b>	<b>\$2,651,352</b>	<b>\$3,185,800</b>	<b>\$12,616,899</b>	<b>\$4,219,777</b>	<b>\$10,267,074</b>						<b>\$36,193,872</b>
<b>2023</b>	<b>6</b>	<b>8</b>	<b>23</b>	<b>23</b>	<b>29</b>	<b>17</b>	<b>19</b>	<b>17</b>	<b>16</b>	<b>37</b>	<b>37</b>	<b>16</b>	<b>125</b>
<b>Permit Value 2023</b>	<b>\$1,335,000</b>	<b>\$808,500</b>	<b>\$2,391,400</b>	<b>\$2,705,700</b>	<b>\$3,663,500</b>	<b>\$1,472,500</b>	<b>\$890,900</b>						<b>\$13,267,500</b>
	\$1,335,000	\$808,500	\$2,391,400	\$2,705,700	\$3,663,500	\$1,472,500	\$890,900	\$2,493,700	\$2,009,000	\$2,661,400	\$17,063,220	\$2,571,460	\$40,066,280

# BUILDING DEPARTMENT

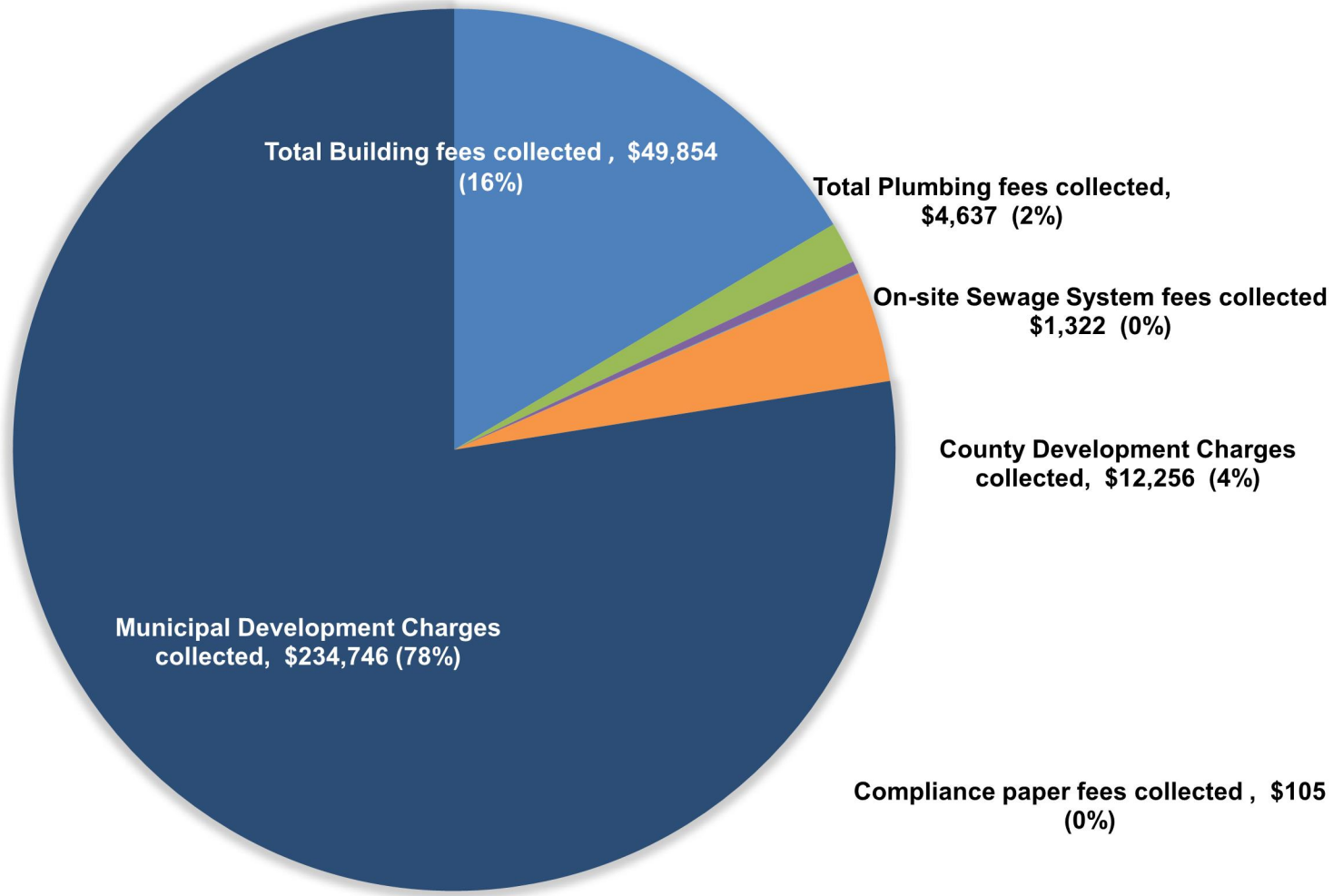
## MONTH END REPORT

JULY 2024

FEES COLLECTED	MONTHLY	YEAR TO DATE
Total Building fees collected	\$ 49,854	\$ 232,034
Interdepartmental fees collected		
Total Plumbing fees collected	\$ 4,637	\$ 18,929
On-site Sewage System fees collected	\$ 1,322	\$ 11,702
Compliance paper fees collected	\$ 105	\$ 2,485
County Development Charges collected	\$ 12,256	\$ 41,800
Municipal Development Charges collected	\$ 234,746	\$ 744,810

Zoning Compliance Letters	1
Limited Services Agreements	
Demolition Agreements	

# Fees Summary July 2024



# Fees Summary Year to Date

