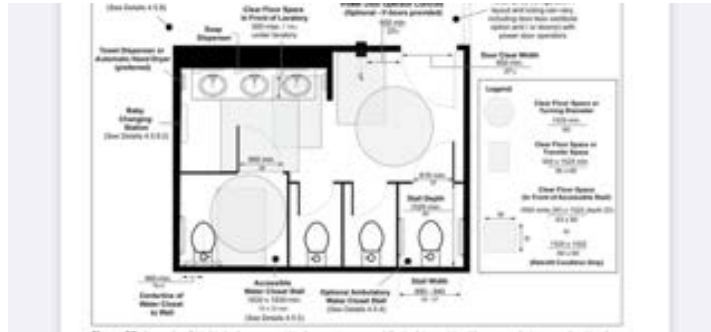


Scott McPherson Delegation

In my research, I have found that there are three types of accessible washrooms known as

4.5.2 Multiple Occupancy Washrooms

In my opinion, these washrooms are in the new senior's wing and in the new entrance facility
In both these wings signage is very important this can be found in the fads in

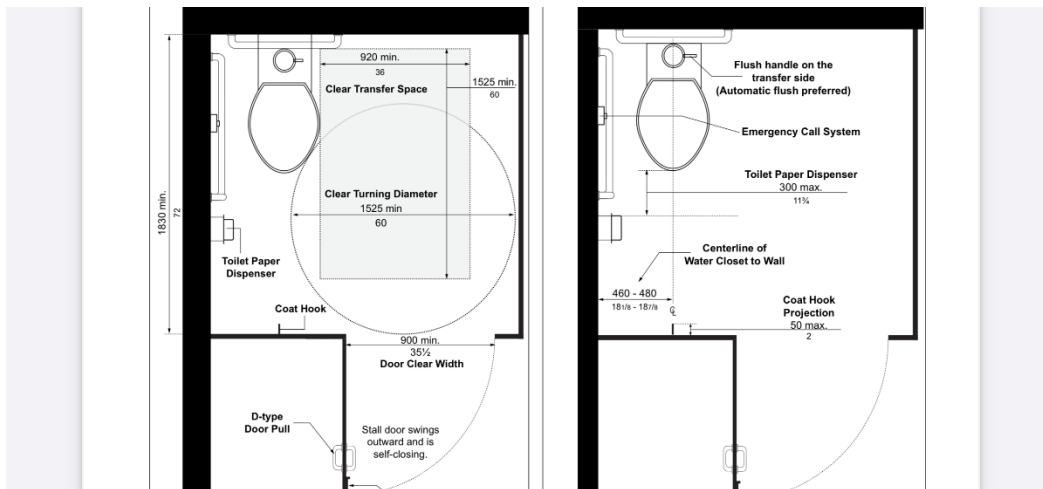


5.8 Signage and Wayfinding

I would like to suggest that someone from the committee take on the job to call Cox signage in Walkerton or Call Kincardine Commercial Printing either one may set up to come out to do an on-site assessment

Within the multiple occupancy washroom, you can find two different stalls

- 72"x72" known as accessible water closet this is a wheelchair
- 35-37" x 60" known as an optional ambulatory water closet



- in the men's at least one of the urinals must have garb bars on both sides

unobstructed by privacy screens for front approach;

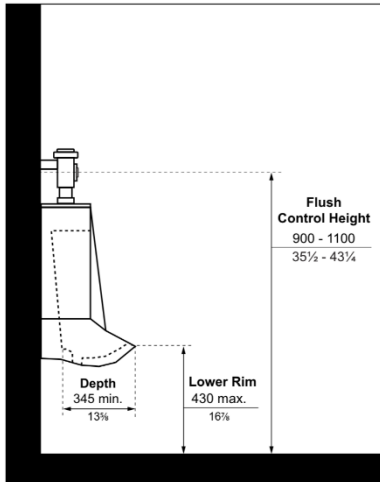


Figure 67a: Urinals - Side Elevation View

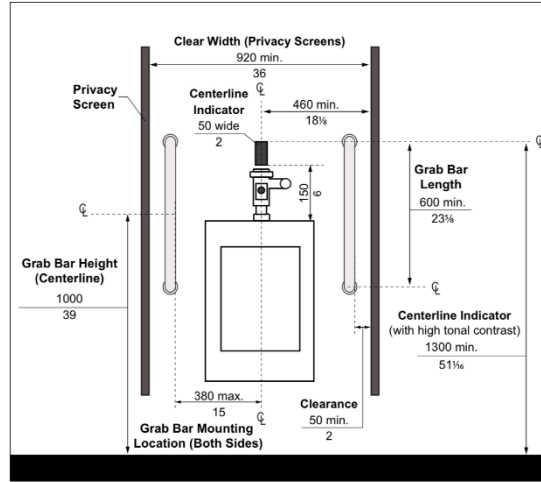


Figure 67b: Urinals - Front Elevation View

- change toilets to the 19" bowls
- check and install grab bars on both sides of the ambulatory water closet
- (optional, but a good idea) install fold-down grab bars in the accessible water, closets
- install emergency call systems within both water closets
- check and change to automatic flushing control
- titled mirrors

4.5.3 Universal Washrooms



These can be found as a stand-alone or within a larger facility

There is one of these at the DC which is in the senior's facility

- change the toilet to a new 19" bowl height
- change light switch to a hands-free
- check and repair emergency call system
- check and change to automatic flush co
- titled mirrors

The washrooms in the old part of the DC have ambulatory water closets

These are in the lobby by the concession stand and on the second floor by the offices

It is not possible and would require a big renovation that is not affordable for the catalogue of issues funding

What could be done to make it better for everyone would be

- Install a new 19" high toilet and install fold-down grab bars (optional) if there are two there now
- install grab bars at the urinals
- signage that shows it is not fully accessible and where the wheelchair washroom is

I was not in the ladies but I would think that it is the same without the urinals

I think it would be good value for the money

Not every washroom in an old building can be fully accessible

I would think that the washrooms on the second floor by the offices would be the same as the ones on the lower level

A fully accessible washroom be installed at the top of the ramps by the Penetangore meeting room

Estimated unknown

Men's and ladies' washrooms downstairs under the track

- Install fold-down grab bars in the stalls (optional) if there are two grab bars now
- install new toilets preferred 19 inches high
- in the men's install grab bars at least one urinal
- signage at the entrance of the building, leading down the hallway, indicating accessible washrooms

I was not able to get into ladies to be able to tell of anything else

Washrooms in the Kincardine Hall

I was not able to get in (playground)

Washrooms in the seniors centre

- accessible washroom
- install new toilet 19" high bowl
- change the light switch to hands-free
- signage

Men's and ladies washrooms in the senior centre

- change the light switch to hands-free
- install new toilet 19" high bowl
- in the Men's washroom install grab bars at one of the urinals
- signage at the entrance as well as on and over the doors