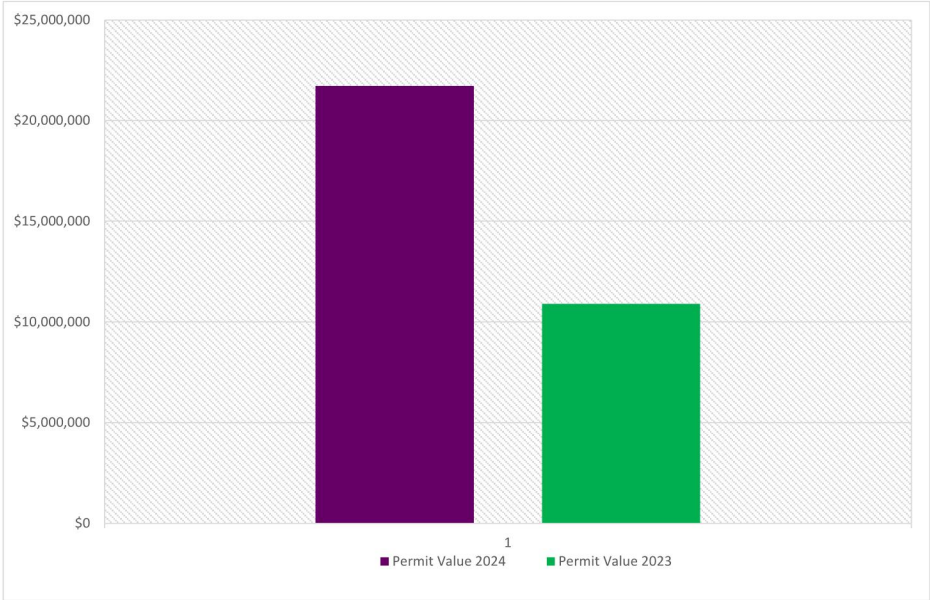
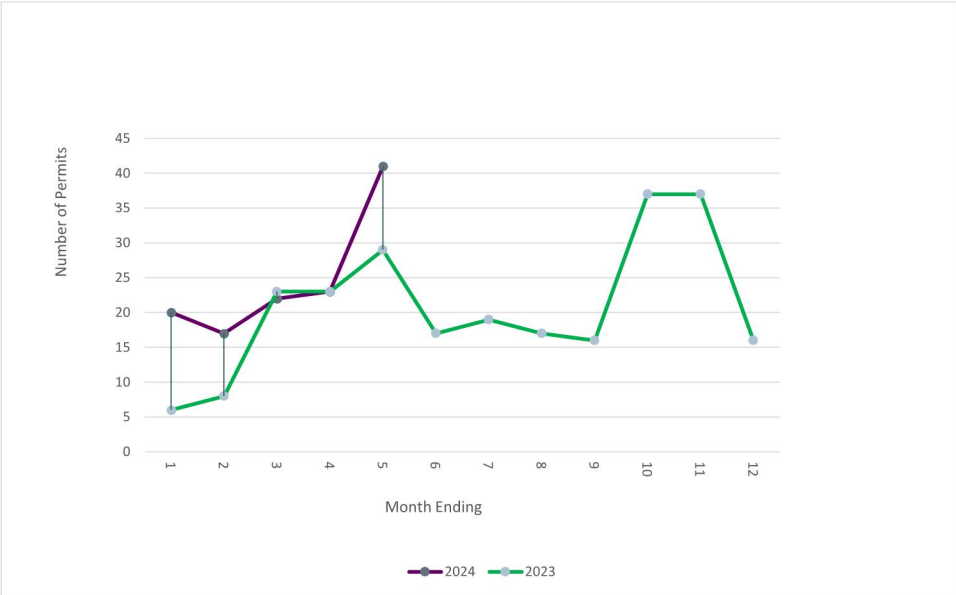


MONTH ENDING MAY 2024						
TYPE OF CONSTRUCTION	PERMITS ISSUED	MONTH END VALUE	MONTH END RES. UNITS	YTD RES. UNITS	YTD PERMITS	YTD VALUE
RESIDENTIAL:						
New	6	\$4,150,000	6	14	14	\$8,300,000
Additions and Renovations	4	\$281,500			17	\$778,200
Secondary Suite Alterations/ARU's				3	3	\$77,000
New Multi-Unit Residential	10	\$3,349,824		10	10	\$3,349,824
Multi-Unit Residential - Additions and Renovations				3	3	\$250,000
Seasonal Mobile Homes	2	\$225,000			6	\$750,000
Garages, Carports, Sheds	4	\$272,000			6	\$362,000
Swimming Pool Fences	1	\$35,000			3	\$265,000
Decks	1	\$14,000			11	\$263,469
COMMERCIAL:						
New						
Additions/Renovations/Apartment Creation	1	\$189,000		1	7	\$472,000
Accessory						
INSTITUTIONAL:						
New						
Accessory						
Additions and Renovations					2	\$472,142
INDUSTRIAL						
New						
Additions and Renovations	1	\$1,352,574			2	\$1,800,574
AGRICULTURAL						
New						
Additions and Renovations	1	\$2,635,000			2	\$3,955,000
Accessory					3	\$110,000
MUNICIPAL						
New						
Additions and Renovations					1	\$80,000
MISCELLANEOUS						
Signs/Tents/Stages	5	\$25,001			8	\$29,301
Wood Burning Stove						
Change of Use					1	\$8,000
Wind Turbines						
Demolitions/Moving/Transfers					6	\$112,511
Sewage Systems	4	\$80,000			11	\$217,000
Plumbing (stand alone)	1	\$8,000			7	\$55,000
Permit Value Increases						
TOTALS	41	\$12,616,899	6	31	123	\$21,707,021

MONTH ENDING MAY 2023					
PERMITS ISSUED	MONTH END VALUE	MONTH END RES. UNITS	YTD RES. UNITS	YTD PERMITS	YTD VALUE
3	\$2,100,000	3	8	8	\$5,510,000
3	\$37,500			13	\$987,600
2	\$775,000	2	2	2	\$775,000
2	\$148,000			15	\$1,321,000
1	\$20,000			5	\$65,200
6	\$155,000			8	\$197,800
				1	\$650,000
1	\$5,000			2	\$40,000
				1	\$500,000
1	\$288,000			2	\$323,000
1	\$70,000			3	\$270,000
				1	\$10,000
5	\$20,000			11	\$73,500
1	\$5,000			7	\$47,500
2	\$25,000			7	\$100,000
1	\$15,000			3	\$33,500
29	\$3,663,500	5	10	89	\$10,904,100

BUILDING DEPARTMENT

MONTH END REPORT MAY 2024



	January	February	March	April	May	June	July	August	September	October	November	December	Year to date
2024	20	17	22	23	41								123
Permit Value 2024	\$661,970	\$2,591,000	\$2,651,352	\$3,185,800	\$12,616,899								\$21,707,021
2023	6	8	23	23	29	17	19	17	16	37	37	16	89
Permit Value 2023	\$1,335,000	\$808,500	\$2,391,400	\$2,705,700	\$3,663,500								\$10,904,100
	\$1,335,000	\$808,500	\$2,391,400	\$2,705,700	\$3,663,500	\$1,472,500	\$890,900	\$2,493,700	\$2,009,000	\$2,661,400	\$17,063,220	\$2,571,460	\$40,066,280

BUILDING DEPARTMENT

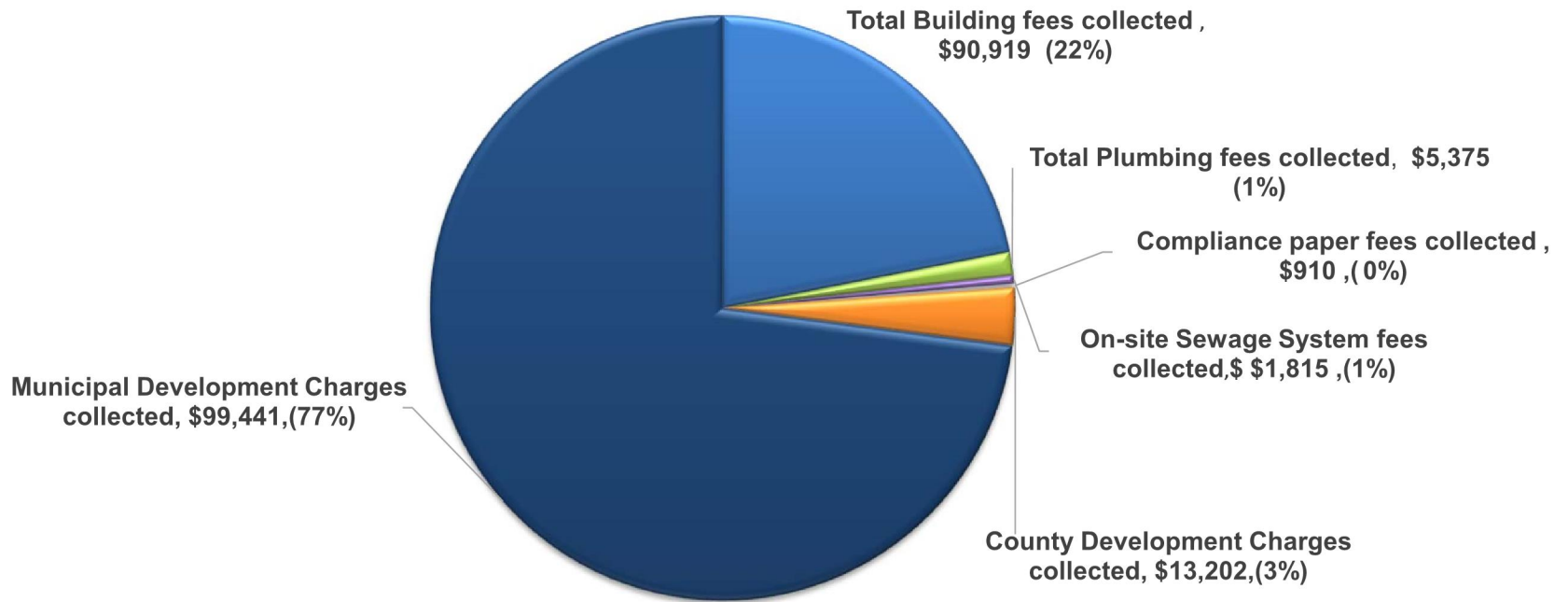
MONTH END REPORT

MAY 2024

FEES COLLECTED	MONTHLY	YEAR TO DATE
Total Building fees collected	\$ 90,919	\$ 159,887
Interdepartmental fees collected		
Total Plumbing fees collected	\$ 5,375	\$ 12,073
On-site Sewage System fees collected	\$ 1,815	\$ 6,400
Compliance paper fees collected	\$ 910	\$ 2,275
County Development Charges collected	\$ 13,202	\$ 25,458
Municipal Development Charges collected	\$ 302,488	\$ 461,662

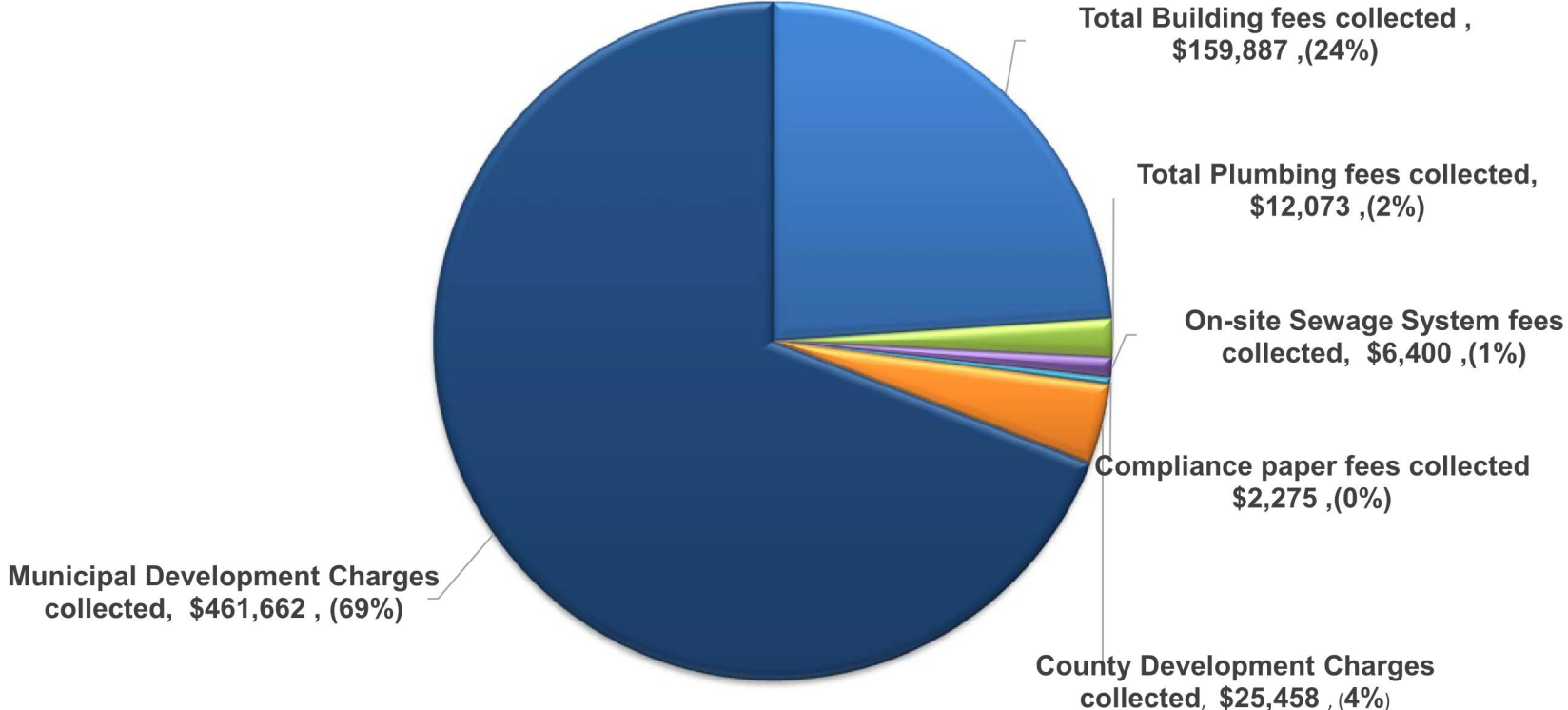
Zoning Compliance Letters	5
Limited Services Agreements	
Demolition Agreements	

Fees Summary May 2024



- Total Building fees collected
- On-site Sewage System fees collected
- Municipal Development Charges collected
- Interdepartmental fees collected
- Compliance paper fees collected
- Total Plumbing fees collected
- County Development Charges collected

Fees Summary Year to Date



- Total Building fees collected
- On-site Sewage System fees collected
- Municipal Development Charges collected
- Interdepartmental fees collected
- Compliance paper fees collected
- Total Plumbing fees collected
- County Development Charges collected